

# SONY



## VPL-PHZ10

(WUXGA)

## VPL-PWZ10

(WXGA)

3LCD LaserLite™ Projectors

**Z-Phosphor**  
LASER LIGHT SOURCE



**BrightEra™**  
Long Lasting Optics

**HDMI**

**HDBT™**  
ASE

# Bright, Beautiful Images With Low Running Costs, Minimal Maintenance, And Flexible Installation

Sony's new basic installation laser projectors, the VPL-PHZ10 (WUXGA) and VPL-PWZ10 (WXGA), are extremely easy to install, and expand Sony's growing line of Z-Phosphor™ laser light source projectors. The new projectors have a total constant brightness of 4500 lumens for up to 14,000 hours depending on usage environment. This enables users to experience the projectors' original level of image quality for years, while achieving a maximum 5,000 lumens brightness when the constant brightness mode is off. The projectors also offer improvements in lens shift range and function over conventional lamp projectors, making them ideal for business and academic use. These features, along with simple installation and easy lens shift, make the VPL-PHZ10 and VPL-PWZ10 truly groundbreaking, and provide a great opportunity for a broad range of customers to step up to laser projection.

High-end  
Installation  
Model



VPL-FHZ57 (WUXGA)



VPL-FHZ60 (WUXGA)  
VPL-FWZ60 (WXGA)



VPL-FHZ65 (WUXGA)  
VPL-FWZ65 (WXGA)



VPL-FHZ700L (WUXGA)

Basic  
Installation  
Model



VPL-PHZ10 (WUXGA)  
VPL-PWZ10 (WXGA)

4,000 lm

5,000 lm

6,000 lm

7,000 lm



For Education



For Corporate

## Slim, Attractive, Blend-In Design

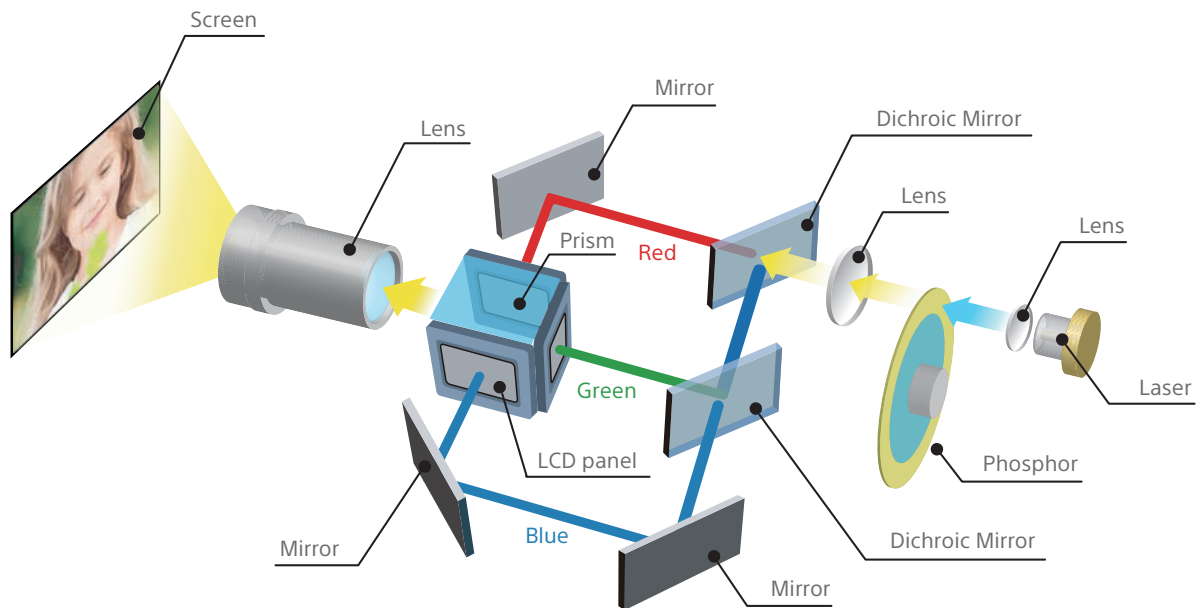
The slim, stylish chassis design features a flat top surface that blends in discreetly when the projector is ceiling mounted.



## High Image Quality


### Very High Image Quality with 3LCD Projection System and Z-Phosphor Laser Light Source

Combining a Z-Phosphor laser light source with a 3LCD optical system, the ground-breaking VPL-PHZ10 and VPL-PWZ10 projectors generate a powerful 5,000 lumens respectively of color light output at WUXGA resolution (VPL-PWZ10 at WXGA resolution). Each projector's light engine uses blue laser as its light source, which excites a phosphorous material that in turn creates white light. The white light is delivered to the 3LCD optical system, which generates constant, vibrant RGB color through a color-splitting process. This produces brightness sufficient for a broad range of commercial, academic, and entertainment applications.



### Crisp, Detail-packed WUXGA Resolution Images

These projectors deliver an amazing WUXGA resolution (1920 x 1200), which exceeds Full-HD resolution (1920 x 1080). It also allows projection in a wider display range. More information can be displayed on screen, so you can see the whole page without scrolling. Extremely clear and detailed high-quality images are projected, even on a large screen, and native Full-HD images can be projected full screen. These ground-breaking projectors are the ultimate tool for projecting images in a range of applications requiring exceptional detail.



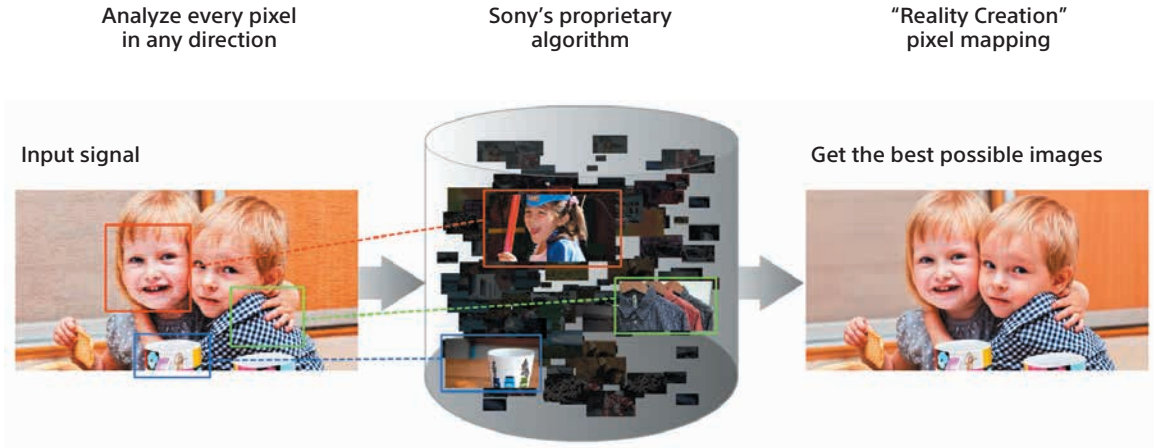
Simulated images  
Licensed by Tokyo Tower



# Advanced Picture Refinement Technologies

- See Extreme Clarity in Every Pixel

Sony's Reality Creation function has now been adapted for the VPL-PHZ10 and VPL-PWZ10. It reproduces the texture and color of the original WUXGA (VPL-PWZ10 at WXGA) signal by restoring missing information lost during packaging of the original contents to disk and broadcast transmission.

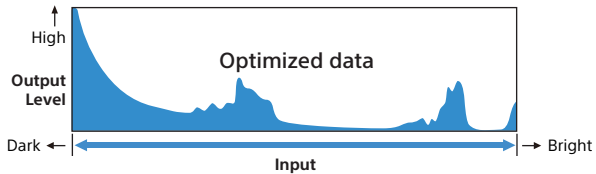
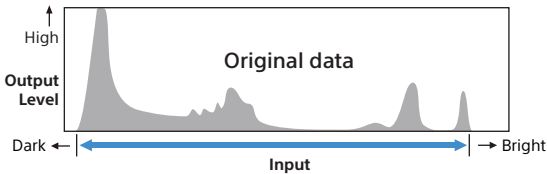


Picture patterning based on 10 years of accumulated expertise

Simulated images

- Dynamic Image with High Contrast

The Contrast Enhancer function automatically adjusts the contrast for optimum viewing. It compensates for dark and bright parts of an image by analyzing the signal component of each scene in real time to enhance contrast.



Simulated images



# Energy Efficient & Low Total Cost of Ownership

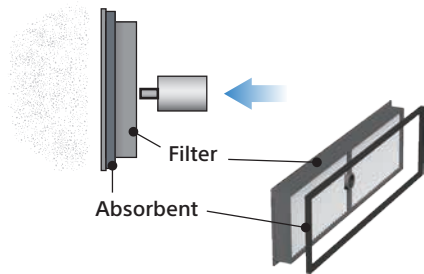
## Up to 20,000 Hours\* of Virtually Zero Maintenance Operation

Thanks to its Z-Phosphor laser light source with control technology, long-life LCD panel, and advanced filter system, the laser projectors (VPL-PHZ10/PWZ10) offer up to 20,000 hours\* of operation without maintenance or replacement. Virtually zero maintenance requirements and a range of energy-saving features reduce total lifetime ownership costs compared with conventional projectors.

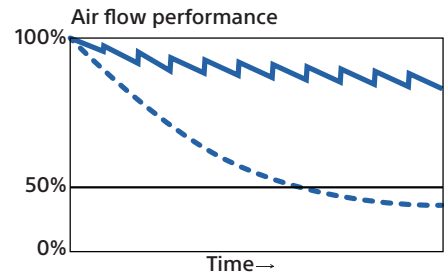
\* Actual hours may vary depending on usage environment.

## Hassle-free Automatic Filter Cleaning

Now you can focus on great-looking images instead of arduous maintenance tasks. A new automated filter cleaning system removes dust every 100 hours\*.



\* Auto cleaning occurs only when power is off.

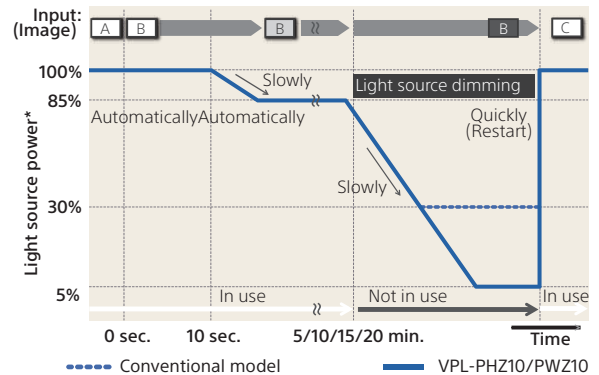


--- Conventional model      — VPL-PHZ10/PWZ10  
Simulated images

## Energy-efficient Functions

### • Auto Dimming Mode

The laser projectors are equipped with a light source dimming function. After 10 seconds of a static signal feed, the light source dims by approximately 15% which is barely noticeable. If the VPL-PHZ10/PWZ10 are left powered on while not in use, after a set period of time the unit will automatically detect no change of signal input and will dim the light source to as low as approximately 5% of original brightness to significantly reduce energy consumption.



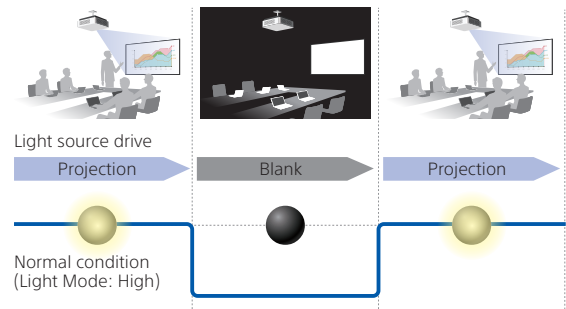
\* Light source mode: High. The values are approximate.

**When the input signal is unchanged, the unit shifts into dimming mode**

Simulated images

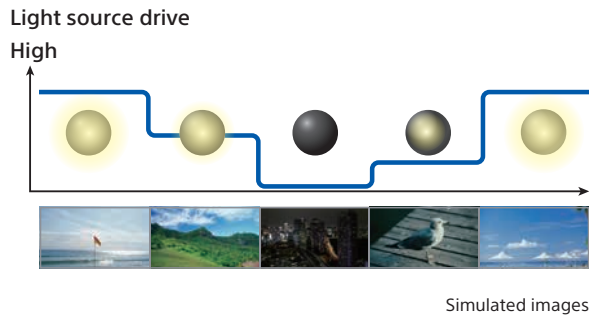
### • Blank (Picture Muting)

The projectors can temporarily disable video signal output. This function can be easily operated with just the touch of a button on the supplied Remote Commander unit. In addition, this function allows blank image projection with low power consumption using light source control technology.



• **Auto Light Source Control for Energy Saving**

The brightness of the light source's output is automatically adjusted depending on the brightness of the projected image, to avoid unnecessary power consumption. When showing darker images that don't require high brightness, the light source output decreases.



**Maintains 4500 Lumens for 14,000 Hours in Constant Brightness Mode**


Constant brightness mode maintains brightness for years\* by driving the laser projector at reduced light output. This is useful for applications including museums, conference rooms, or classrooms, where it is necessary to maintain a consistent visual experience for the audience.

\* Actual hours may vary depending on usage environment.

**Installation Advantages**

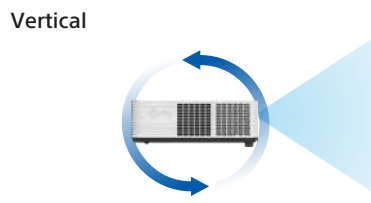
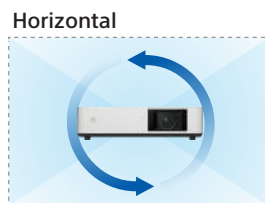
**Easy Lens Shift Operation**

With the isolated vertical and horizontal lens shift tab, it is easy to adjust the position of projected images.



**Tilt Angle-free**

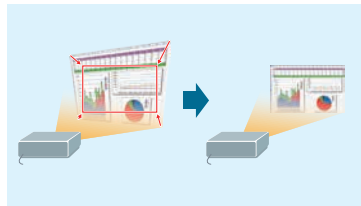
Enjoy greater installation flexibility by positioning the projector freely at any angle – on its side or even upside down.



Simulated images

## Advanced Geometric Correction

Each corner and side can be grabbed and fit squarely to the desired position. This feature is useful when an offset projection is necessary.



Four corners adjustment




HV Keystone adjustment

Simulated images

## Simple Installation with HDBaseT

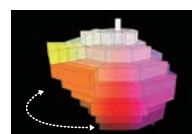
HDBaseT is a multi-signal transmission system via a single cable, which simplifies the installation task. It cuts total system cost by reducing not just cabling requirements but also the number of required signal extenders and receiver boxes.

One Cat5e/6 cable can run up to 100 meters, reducing the number of cable runs and eliminating the need for signal extenders. And fewer signal extenders and receiver boxes mean fewer potential points of failure. In addition, Cat5e/6 cables are much easier to terminate than cables such as HDMI, and therefore can be simply and quickly terminated even onsite during the installation process.

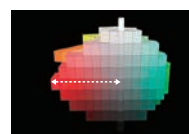


## Professional Calibration

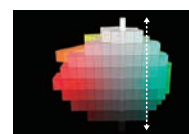
The projectors offer a professional calibration function to adjust the hue, saturation and brightness of each target color to get exactly the picture you want. With this capability, you can tweak the images to perfection.



Hue



Saturation



Brightness

Simulated images

In addition, the projectors adjust the color space for red, green and blue, tweaking the images according to the installation condition.

## Super Quiet Operation Noise

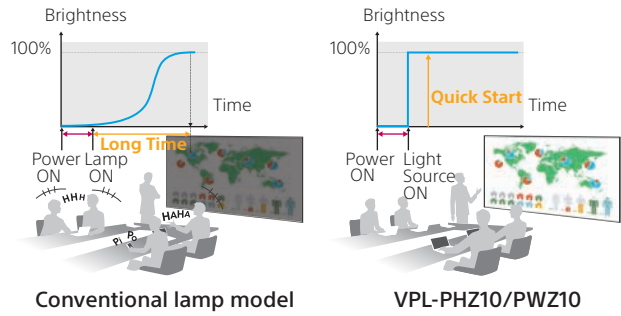
High fan noise is typical in virtually any condition. But the VPL-PHZ10 and VPL-PWZ10 offer Sony's blend-in design which combines a compact, slim design with the industry's lowest\*1 fan noise in this class of laser-phosphor 3LCD projector. This ensures discreet, unobtrusive operation in quiet environments, from classrooms to meeting rooms.

\*1 VPL-PHZ10/PWZ10 : 36 dB/28 dB/25 dB (Light Mode: Standard/Middle/Low)

# User Advantages

## Save Time with Every Presentation

The laser projectors deliver instant on/off. Turn the unit on and you have immediate full brightness. Turn it off and you're done. You're not even limited in the number or duration of on/off cycles. It's the total convenience that today's users expect.




Simulated images

## Picture Mode

New modes ensure great-looking pictures in any presentation conditions. Select Standard, Dynamic, Brightness Priority, or Multi-screen Picture mode for optimized image quality, with any source, in any room.



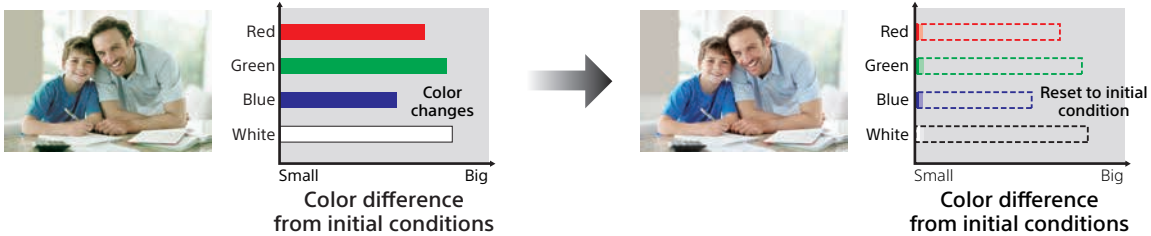
Dynamic



Presentation

## Built-in Auto Calibration

After extended periods, color can be automatically calibrated to the original factory condition. There's no need for extra calibration equipment or cameras; a built-in color sensor stores all the necessary information.



## Closed Captioning

Official teletext broadcasting, developed by the NCI, USA

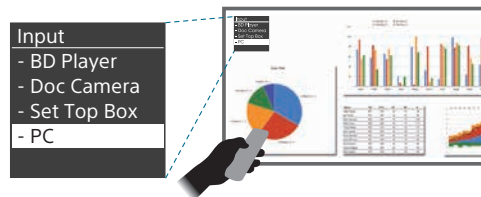
## Network and Control

Controls and monitors projector status  
Compatible with various control systems



## Input Label

Input labels can be customized in the on-screen menu for user-friendly clarity. This gives you a clear understanding of which equipment is connected.

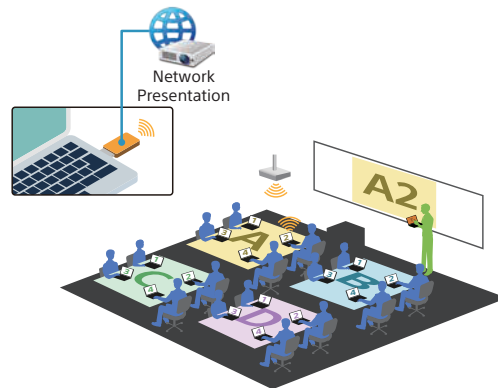


Simulated image



## Network Presentation Portable Edition

The portable edition function allows you to install the Network Presentation application into a general-purpose USB mass storage device. This enables guest users to run the Network Presentation application via the USB device without having to install the app on their own laptop.

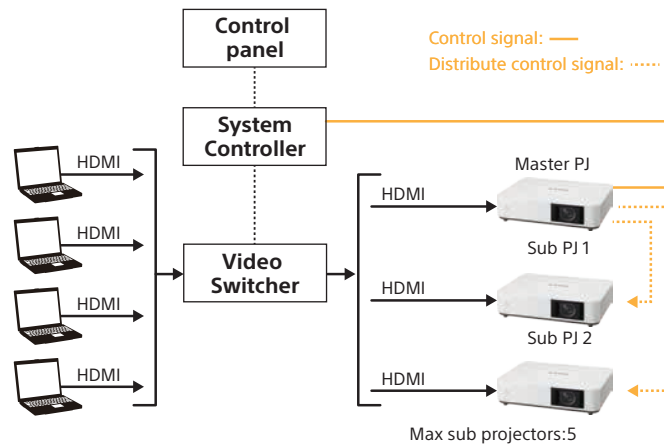


Use Case of "Network Presentation "

Simulated image

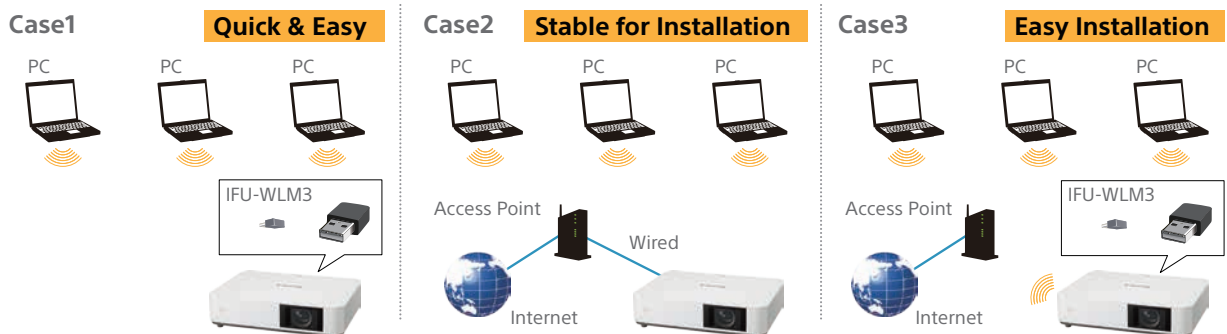
## IP Control Sync. function

Received control signals (power on/off, select input terminal) from a master projector can be distributed to additional projectors via a network.



## Three-way Wireless Connection

Three different methods of wireless connection are supported to maximize performance for each situation.

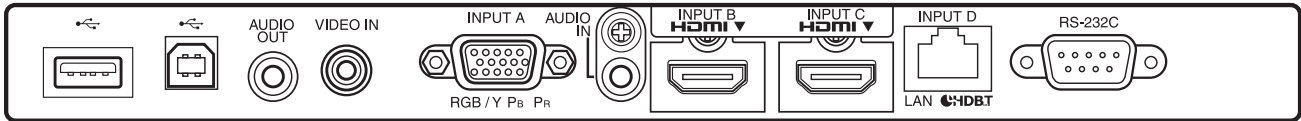


# OPTIONAL ACCESSORIES



IFU-WLM3

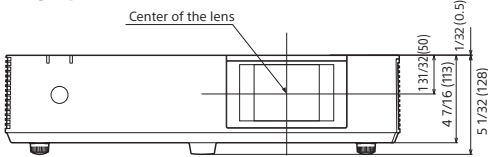
## Connector Panel



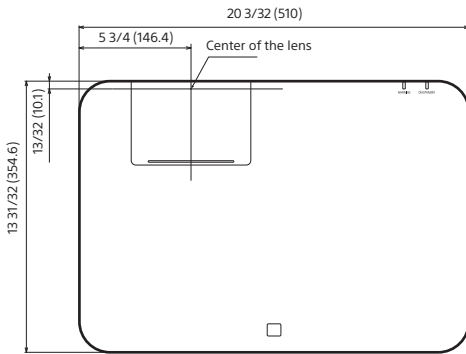
## Dimensions

Unit: inches (mm)

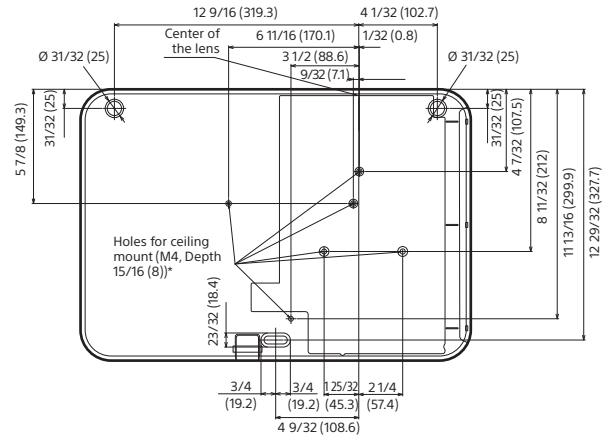
Front



Top



Bottom



# SPECIFICATIONS

		VPL-PHZ10	VPL-PWZ10
Display system		3 LCD system	
Display device	Size of effective display area	0.76" (19.3 mm) x 3 BrightEra LCD Panel, Aspect ratio: 16:10	
	Number of pixels	6,912,000 (1920 x 1200 x 3) pixels	3,072,000 (1280 x 800 x 3) pixels
Projection lens	Zoom	Manual (Approx. x 1.45)	
	Focus	Manual	
	Lens shift	Manual, Vertical: +20% to +55%, Horizontal: +/- 10%	
	Throw ratio	1.28:1 to 1.88:1	
Light source		Laser diode	
Filter cleaning / replacement cycle (Max.)*1		20,000 H (service maintenance)	
Screen size		40" to 300" (1.02 m to 7.62 m) (measured diagonally)	
Light output (Mode: Standard / Middle)		5,000 lm / 4,000 lm	
Color light output (Mode: Standard / Middle)		4500 lumens up to 14,000 hours*1(constant brightness ON) 5000 lumens (constant brightness OFF)	
Contrast ratio (full white / full black)*2		500,000:1	
Speaker		16 W (monaural)	
Displayable scanning frequency	Horizontal	15 kHz to 92 kHz	
	Vertical	48 Hz to 92 Hz	
Display resolution	Computer signal input	Maximum display resolution: 1920 x 1200 dots*3	
	Video signal input	NTSC, PAL, SECAM, 480/60i, 576/50i, 480/60p, 576/50p, 720/60p, 720/50p, 1080/60i, 1080/50i The following items are available for HDMI input only; 1080/60p, 1080/50p, 1080/24p	
Color system		NTSC3.58, PAL, SECAM, NTSC4.43, PAL-M, PAL-N, PAL60	
Keystone correction (Max.)		Vertical: +/- 20 degrees Horizontal: +/- 30 degrees	
OSD language		27-language (English, French, German, Italian, Spanish, Portuguese, Japanese, Chinese, Korean, Russian, Dutch, Norwegian, Swedish, Thai, Arabic, Turkish, Polish, Vietnamese, Farsi, Finnish, Indonesian, Hungary, Greek, Czech, Slovakia, Romania)	
Computer and video signal input/output	INPUT A	RGB / Y PB PR input connector: Mini D-sub 15 pin (female), Audio input connector: Stereo mini jack	
	INPUT B	HDMI input connector: HDMI 19-pin, HDCP support, Audio input connector: HDMI audio support	
	INPUT C	HDMI input connector: HDMI 19-pin, HDCP support, Audio input connector: HDMI audio support	
	INPUT D	HDBaseT interface connector: RJ45, 4 play (Video, Audio, LAN (100BASE-TX), RS-232C)	
	VIDEO IN	Video input connector: Phono Jack, Audio input connector: Shared with INPUT A	
	OUTPUT	Audio output connector: Stereo mini jack	
	REMOTE	D-sub 9-pin (male) / RS232C	
	LAN	RJ45, 100BASE-TX (Shared HDBaseT)	
	USB	TYPE-A, TYPE-B	
Control signal input/output		RS-232C connector: D-sub 9-pin (male), LAN connector: RJ45, 10BASE-T / 100BASE-TX, IR (Control S) connector: Stereo mini jack	
Acoustic Noise (Mode: Standard / Middle / Low)		36 dB / 28 dB / 25 dB	
Operating temperature (Operating humidity)		32°F to 104°F (0°C to 40°C) / 20% to 80% (no condensation)	
Storage temperature (Storage humidity)		14°F to +140°F (-10°C to +60°C) / 20% to 80% (no condensation)	
Power requirements		AC 100 V to 240 V, 4.3 A to 1.7 A, 50 Hz / 60 Hz	AC 100 V to 240 V, 4.0 A to 1.6 A, 50 Hz / 60 Hz
Power consumption (Mode: Standard)	AC 100 V to 120 V	424 W	399 W
	AC 220 V to 240 V	403 W	377 W
Power Consumption (Standby Mode)	AC 100 V to 120 V	0.5 W (when "Standby mode" is set to "Low")	
	AC 220 V to 240 V	0.5 W (when "Standby mode" is set to "Low")	
Power Consumption (Networked Standby Mode)	AC 100 V to 120 V	12.5 W (LAN), 13.2 W (optional WLAN module), 16.8 W (HDBaseT), 17.4 W (ALL Terminals and Networks Connected, when "Standby Mode" is set to "Standard")	
	AC 220 V to 240 V	11.9W (LAN), 12.6W (optional WLAN module), 17.0W (HDBaseT), 17.6W (ALL Terminals and Networks Connected, when "Standby Mode" is set to "Standard")	
Standby Mode (Networked Standby Mode Activated)		Networked Standby Mode Activated Approx. 2 Minutes	
Heat dissipation	AC 100 V to 120 V	1446 BTU/h	1361 BTU/h
	AC 220 V to 240 V	1374 BTU/h	1286 BTU/h
Dimensions (W x H x D) (without protrusions)		Approx. W 20 3/32 x 4 7/16 x 13 31/32 inches (510 x 113 x 354.6 mm)	
Weight		Approx. 19 lb (8.7 kg)	
UPC Code		027242907454	027242907461
Supplied accessories		RM-PJ8 Remote Commander (1), Lithium battery (CR2025) (1), AC Power Cord (1), Quick Reference Manual (1), Operating Instructions (CD-ROM) (1)	
Wireless LAN (Option)		IFU-WLM3	

\*1 This figure is the expected maintenance time, not a guaranteed time.  
The actual value depends on the environment and how the projector is used.

\*2 The value is average.

\*3 Available for VESA reduced blanking signal.

**LASER NOTICES**  
For the U. S. A.



For other countries  
IEC 60825-1:2014 CLASS 1 LASER PRODUCT



As with any bright light source, do not stare into the beam, RG2 IEC 62471-5:2015.

©2017 Sony Corporation. All rights reserved.  
Reproduction in whole or in part without written permission is prohibited.  
Features and specifications are subject to change without notice.  
The values for weight and dimension are approximate.  
"SONY" is a registered trademark of Sony Corporation.  
"Z-Phosphor", "BrightEra" and "Remote Commander" are trademarks of Sony Corporation.  
Trademark PJLink is a trademark applied for trademark rights in Japan, the United States of America and other countries and areas.  
The terms HDMI and HDMI High-Definition Multimedia Interface, and the HDMI Logo are trademarks or registered trademarks of HDMI Licensing LLC in the United States and other countries.  
All other trademarks are the property of their respective owners.  
HDBaseT™ and the HDBaseT Alliance logo are trademarks of the HDBaseT Alliance.  
Please visit Sony's professional website or contact your Sony representative for specific models available in your region.

Sony Electronics Inc.  
1 Sony Drive  
Park Ridge, NJ 07656  
[sony.com/laser](http://sony.com/laser)  
[sony.com/laserlite](http://sony.com/laserlite)

DI-0334 (MK20200V1)

Issued in USA (6/17)